



Consumer Information

Hawaii's Beverage Container Law

The Deposit Beverage Container (DBC) Program is a recycling program that places a value on beverage containers by charging consumers a deposit on each container. You may know it by its common nickname of "The Bottle Bill". The deposit gives consumers an incentive to recycle containers that may otherwise be thrown away. Consumers get their deposits back when they recycle their containers at a redemption center.

Beverage Charges

1¢ Container Fee

This is a non-refundable fee that pays redemption centers to process and recycle the containers.

5¢ Deposit

The deposit is refunded to customers when they take their empty containers to a redemption center to be recycled.

Deposit Labels

Look for the following information on the side or top of the beverage container.

HI 5¢ or

Hawaii 5¢ or

CT, DE, HI, IA, ME, NY, OR, MA, 5¢

Note: Hawaii must be included in a list of states in order for the container to be a Hawaii deposit container.

When Charges Began

October 1, 2004

1¢ Container Fee

November 1, 2004

5¢ Deposit (only on labeled deposit beverage containers)

January 1, 2005

All beverage containers required by law to have a deposit must be labeled before sale. Unlabeled containers shall not be sold after December 31, 2004.

General Excise Tax

The container fee and the deposit are exempt from GET tax.

Deposit Beverages Include

Beverage type



All nonalcoholic drinks
(soda, water, juice, tea, coffee)

Some alcoholic drinks
(beer, malt beverages, mixed spirits, mixed wine)

Note: Milk, wine, and spirits are not covered under the law.

Container material type

Metal, glass, or plastic

Note: Only plastics #1 and #2 are covered under the law. Look for the triangle and number symbol on bottom of the plastic container.  

Container size

64 fluid ounces or less

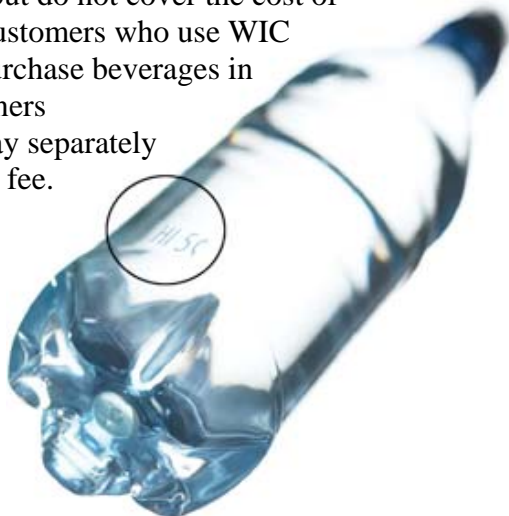
Note: 2 Liter containers are not covered under the law.

Food Stamps (EBT Card)

Food Stamps (EBT Cards) do cover the cost of the container fee and deposit. Customers who purchase beverages in deposit containers will not have to pay separately for the container fee or deposit.

WIC

WIC vouchers cover the cost of the container fee but do not cover the cost of the deposit. Customers who use WIC vouchers to purchase beverages in deposit containers will have to pay separately for the deposit fee.



Incorrectly Charged?

Charged the deposit on an unlabeled container?

Look again at the container to double check for the deposit label. Common places for the label are listed below.

- On the top of aluminum containers – look for the label to be embossed or etched into the aluminum.
- On the sides of plastic and glass bottles – look for the label to be on the product label surrounding the container. Check the area around the Nutritional Facts. If it isn't on the product label it may be ink-jetted on the neck or heel of the bottle.
- Deposit stickers may have been applied to the top or side of the container.

If the container has no deposit label and you were charged the deposit then take your receipt back to the customer service desk at the store where you made the purchase. Ask them about the charges and find out if you should receive a refund. Stores are working hard to make sure there are no mistakes but they may make some unintentional errors. You can help stores during by letting them know if you find an error so that they can correct the problem. Stores want to keep customers happy and try hard to avoid any incorrect charges.

You may report problems to the Department of Health's Solid & Hazardous Waste Branch at phone (808) 586-4226.

Redemption Centers

Certified redemption centers will refund deposits to people who recycle their empty deposit beverage containers. Look for a sign located at the store entrance that gives the name and location of the nearest certified redemption center.

To Find a Redemption Center

- Visit online at <http://www.hi5deposit.com>
- Call the Department of Health at (808) 586-4226.

For Neighbor Islands you can also call the local County Recycling Office at:

Big Island	961-8527
Kauai	241-5112
Maui	270-7874

Steps: Container Redemption

Here are some simple steps to prepare your containers for the recycler. This will make your trip to the redemption center quicker and easier.

- Sort deposit containers from non-deposit containers
- Sort by material type (aluminum, bi-metal, glass, plastic)
- Empty containers of liquid or other foreign material. You do not have to rinse out containers.
- Remove caps and any other foreign materials (lemon wedges, cigarette butts, ect.)
- **You may crush deposit containers!** Crushed containers cannot be read or redeemed in Reverse Vending Machines (RVMs).

Loads Larger Than 200 Containers

For larger loads the recycler has the option to weigh the containers and pay redemption based on weight. The conversion rates are based on a statewide sampling done by the Department of Health. The current rates are:

Aluminum = 30 containers per pound
Bi-Metal = 8 containers per pound
Plastic = 16.6 containers per pound
Glass = 2.4 containers per pound

Containers by Weight

These rates are based on an average number of containers per pound so the redeemer may sometimes receive more than 5¢ per container and sometimes less depending on the size and weight of the containers being redeemed. If you are concerned about the accuracy of this system you may be in smaller container loads or use redemption locations that have Reverse Vending Machines (RVMs). The RVM will count each container as you put it in. Remember that crushed containers cannot be accepted by RVMs.

Non-deposit Containers

You can recycle non-deposit items too! Separate them from the deposit containers. Some recyclers will accept these at the redemption center but it is best to call the recycler directly to be sure. Non-deposit beverage containers and other recyclables can be dropped into local school recycling drop-off bins. Find Oahu locations by visiting

http://www.opala.org/recycling_at_home/community_recycling_centers.html

or call your local City & County recycling office:

Oahu – 808-692-5407
Maui – 808-270-7874
Big Island – 808-961-8549
Kauai – 808-241-6891

